

1905 South Mount Prospect Road, Des Plaines, IL - Unit B



ML REALTY
PARTNERS

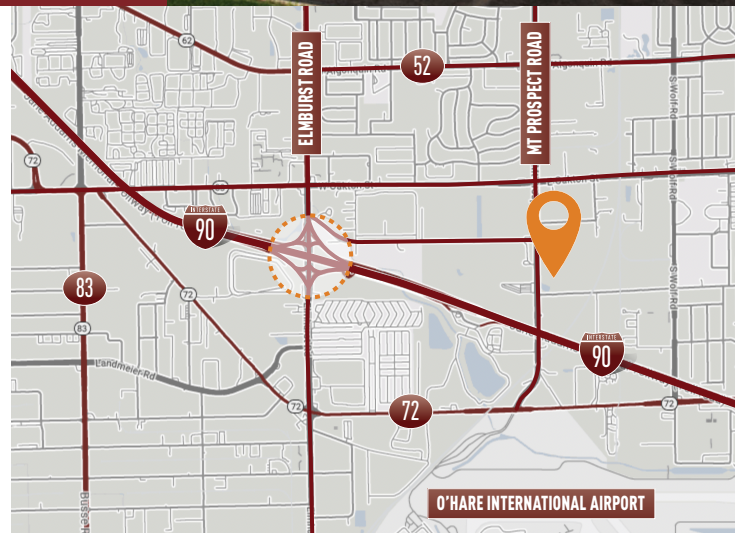
62,889 SF AVAILABLE

Building Specifications

| | |
|-------------------|----------------------------------|
| Building Size: | 251,529 SF |
| Available: | 62,889 SF |
| Office: | 3,582 SF |
| Clear Height: | 24' Clear |
| Loading: | 5 Interior Docks |
| Drive In Doors: | 1 |
| Electric: | 400 Amps, 277/480 Volts, 3-Phase |
| Column Spacing: | 40' x 40' |
| Sprinkler System: | Wet |

Building Features

- › Two blocks north of O'Hare International Airport
- › Immediate access to I-90 at Elmhurst Road
- › Ideal distribution/manufacturing center
- › Monument signage



For More Information Contact

CBRE

KEVIN SEGERSON

847-585-0680

kevin.segerson@cbre.com

GENNA OHRN

630-368-5539

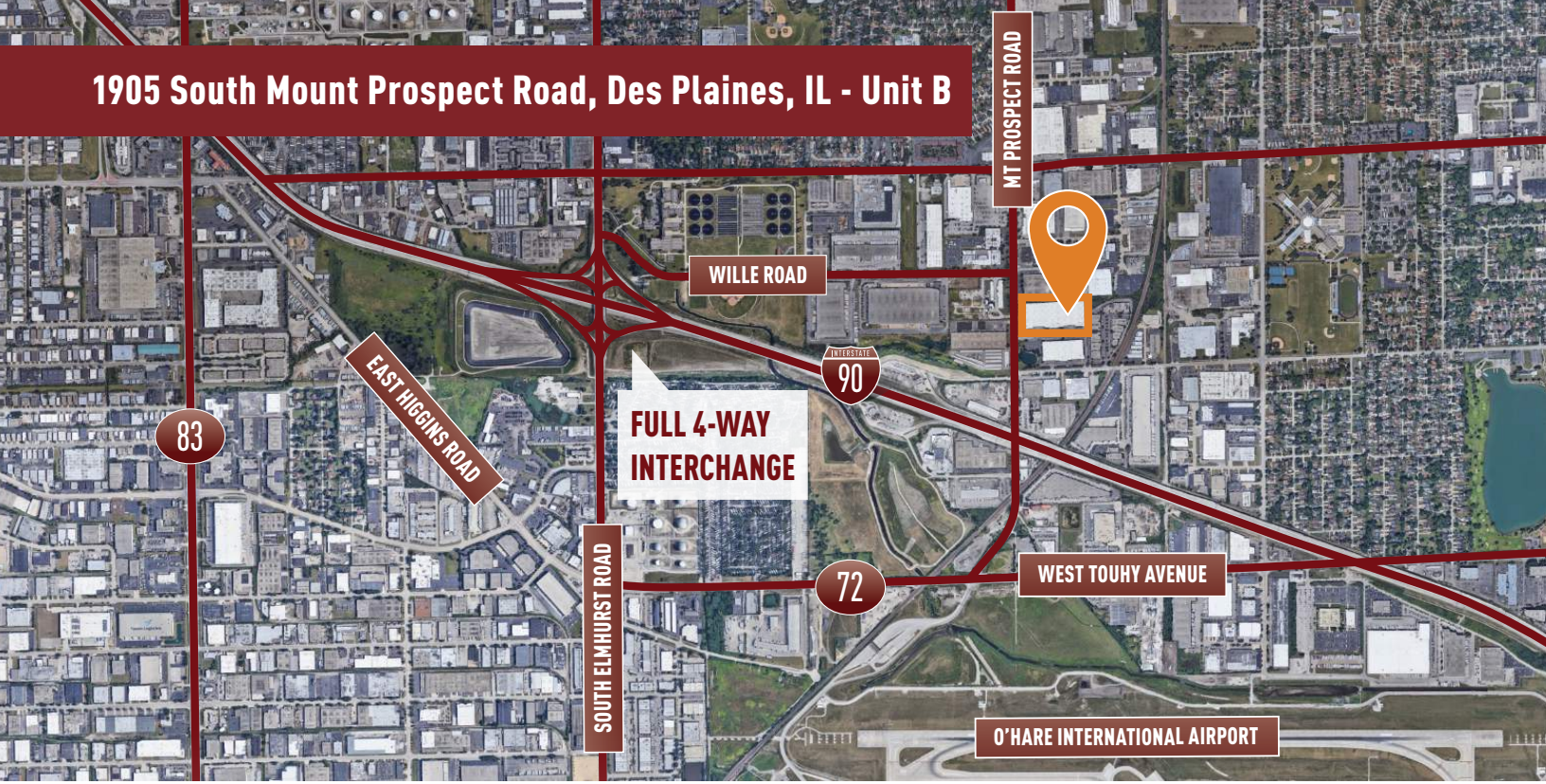
genna.ohrn@cbre.com

Owner:

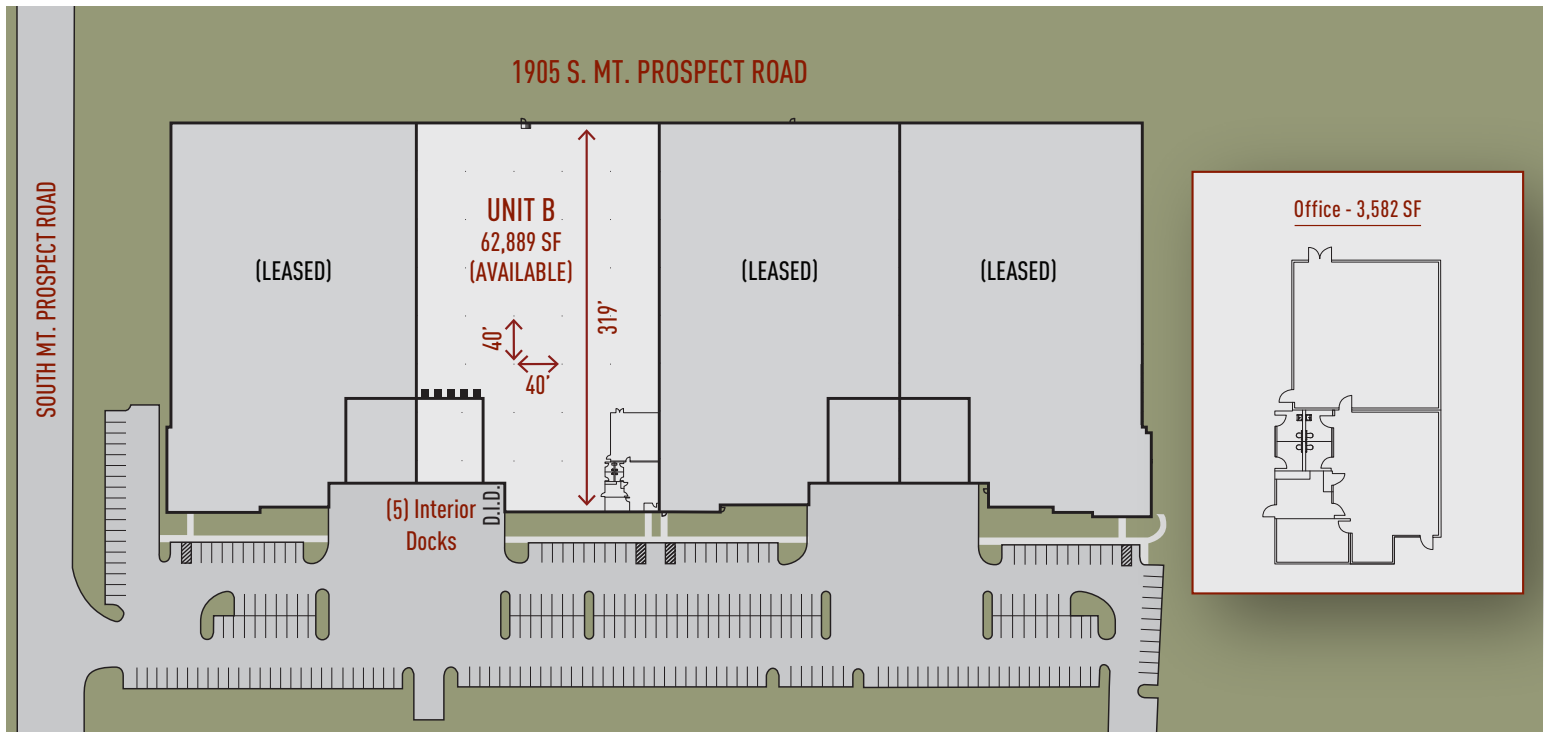
ML Realty Partners \ One Pierce Place, Suite 450, Itasca, Illinois 60143 \ 630-250-2900

Information contained herein is subject to change and verification, and no liability for errors or omissions is assumed. 2025 All Rights Reserved. ML Realty Partners

1905 South Mount Prospect Road, Des Plaines, IL - Unit B



Master Plan Rendering



NORTH ↑



ML REALTY
PARTNERS

ML Realty Partners \ One Pierce Place, Suite 450, Itasca, Illinois 60143 \ 630-250-2900

Information contained herein is subject to change and verification, and no liability for errors or omissions is assumed. © 2025 All Rights Reserved. ML Realty Partners