

1905 South Mount Prospect Road, Des Plaines, IL - Unit C



ML REALTY
PARTNERS

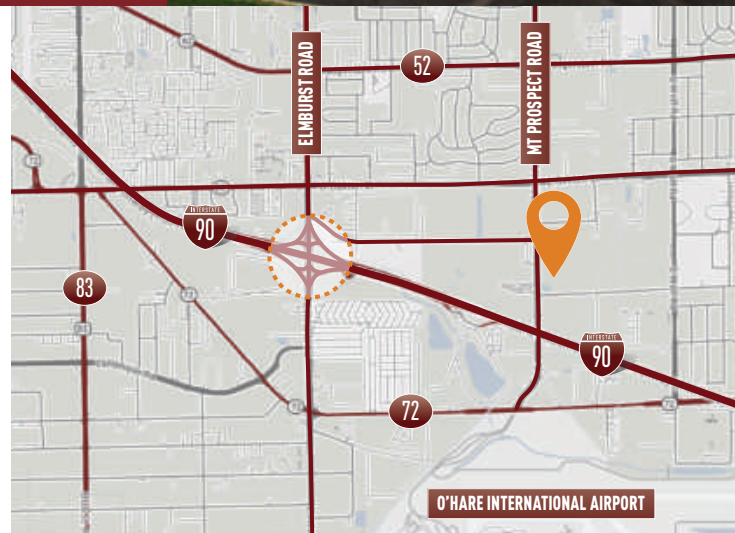
62,880 SF AVAILABLE

Building Specifications

Building Size:	251,529 SF
Available:	62,880 SF
Office:	3,914 SF
Clear Height:	24' Clear
Loading:	5 Interior Docks
Drive In Doors:	1
Electric:	400 Amps, 277/480 Volts, 3-Phase
Column Spacing:	40' x 40'
Sprinkler System:	Wet

Building Features

- › Two blocks north of O'Hare International Airport
- › Immediate access to I-90 at Elmhurst Road
- › Ideal distribution/manufacturing center
- › Warehouse shipping office
- › Monument signage



For More Information Contact

CBRE

KEVIN SEGERSON

847-585-0680

kevin.segerson@cbre.com

PHILIP DEBOER

847-706-4970

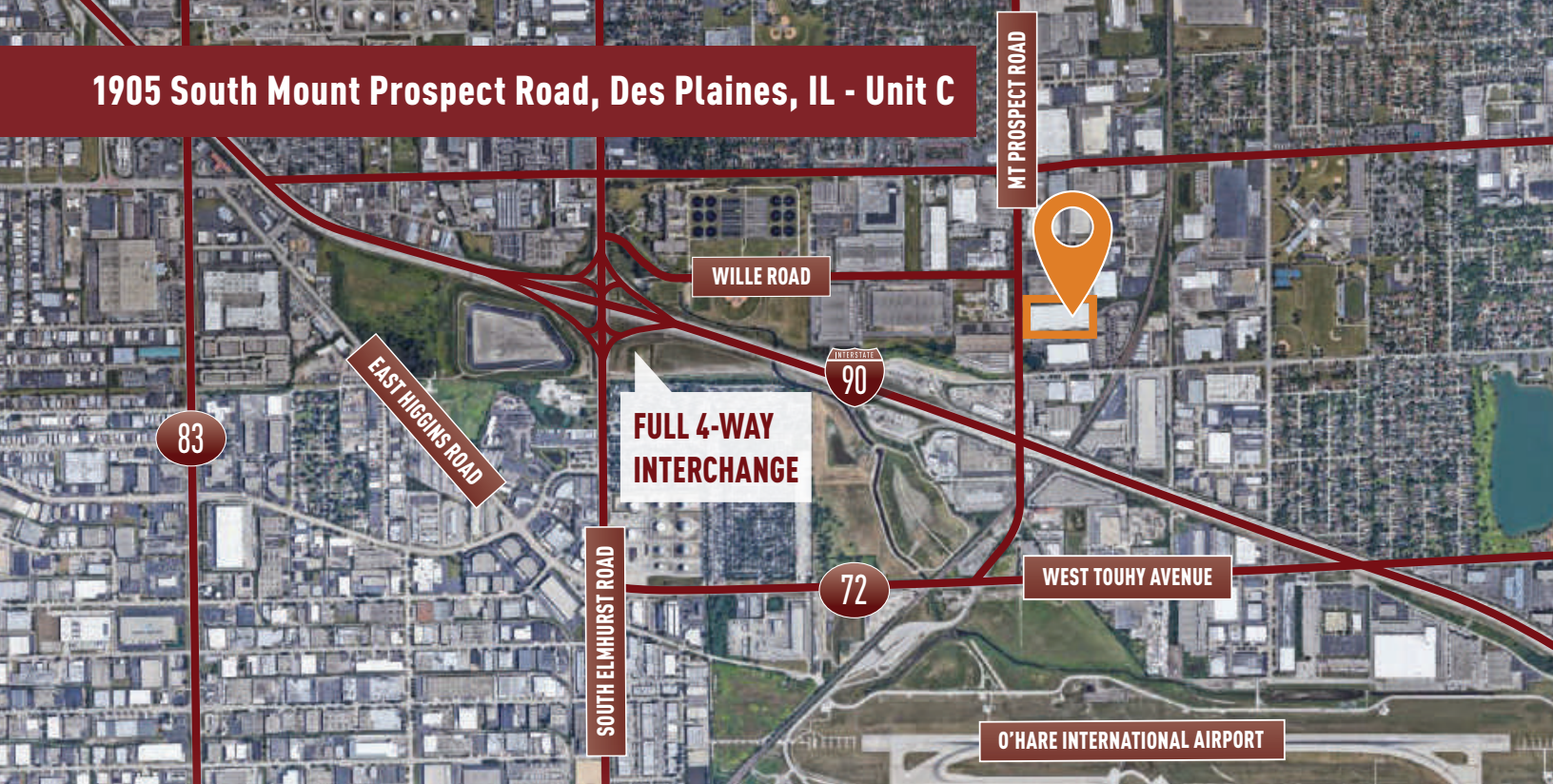
philip.deboer@cbre.com

Owner:

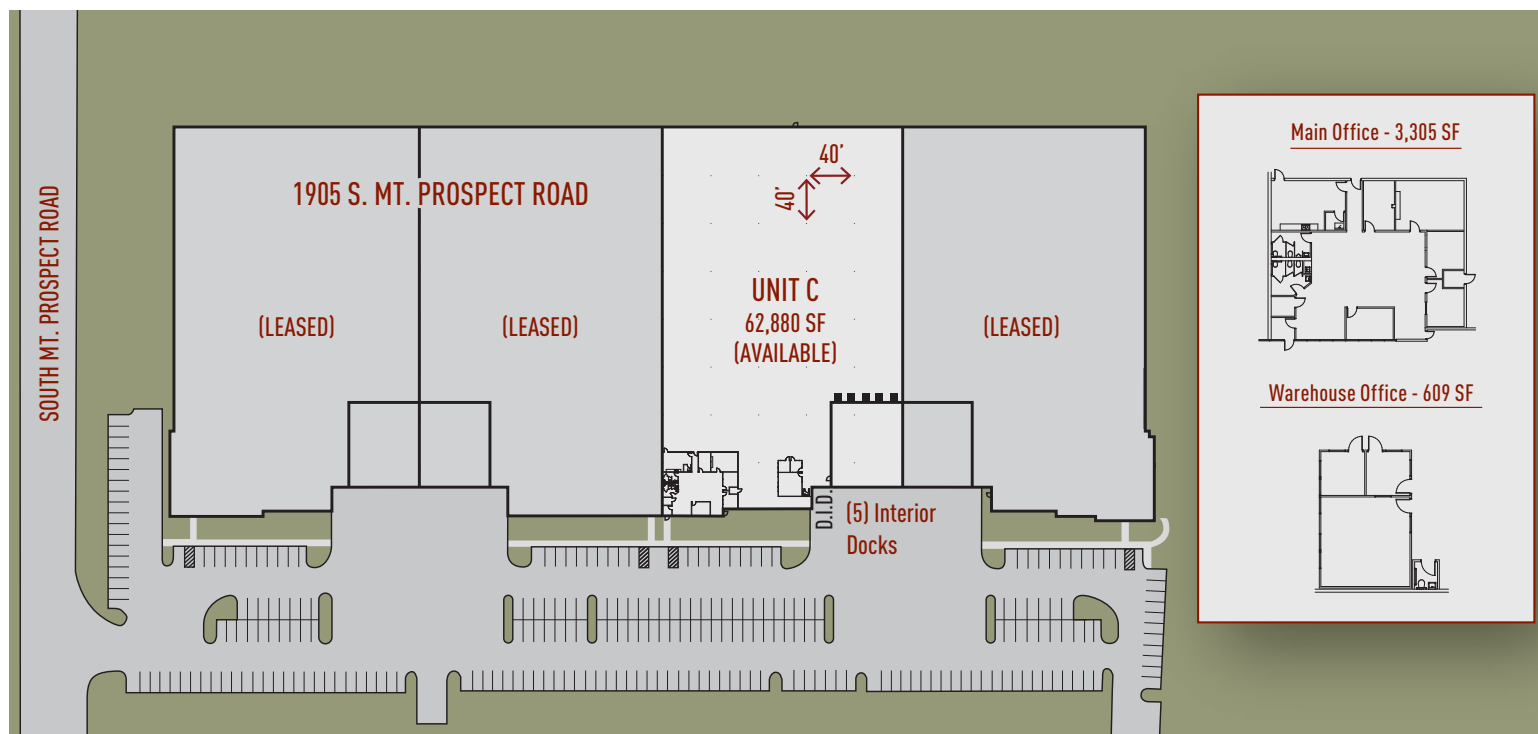
ML Realty Partners \ One Pierce Place, Suite 450, Itasca, Illinois 60143 \ 630-250-2900

Information contained herein is subject to change and verification, and no liability for errors or omissions is assumed. ©2023 All Rights Reserved. ML Realty Partners

1905 South Mount Prospect Road, Des Plaines, IL - Unit C



Master Plan Rendering



NORTH ↑



ML REALTY
PARTNERS

ML Realty Partners \ One Pierce Place, Suite 450, Itasca, Illinois 60143 \ 630-250-2900

Information contained herein is subject to change and verification, and no liability for errors or omissions is assumed. © 2023 All Rights Reserved. ML Realty Partners