

631 Southwestern Boulevard, Coppell, TX- SUITE 140



ML REALTY
PARTNERS

19,036 SF AVAILABLE

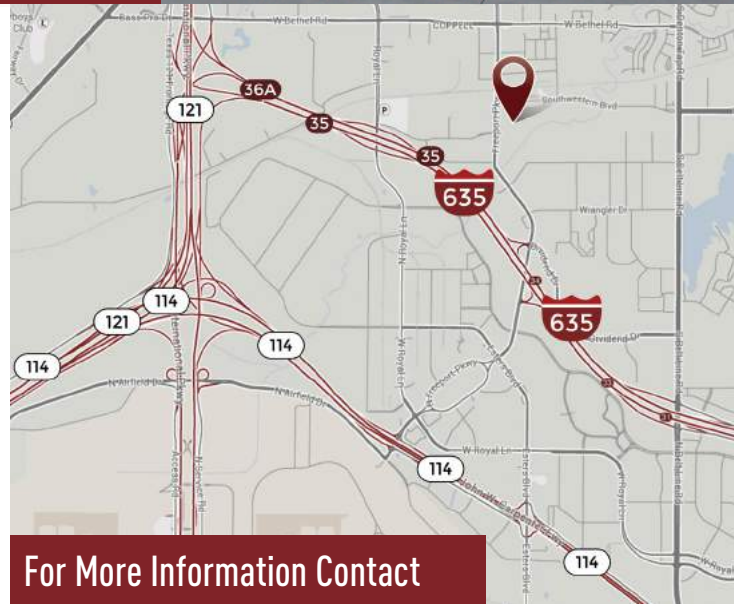
Park West
CROSSING

Building Specifications

| | |
|-------------------|---|
| Building Size: | 142,500 SF |
| Total Available: | 19,036 SF |
| Office: | 4,030 SF |
| Clear Height: | 28' Clear |
| Truck Court: | 180' (shared) |
| Column Spacing: | 50' x 50' |
| Sprinkler System: | ESFR |
| Car Parking: | Ample |
| Loading: | 5 (9'x10') Dock High Doors 1 Drive-in Ramp |

Building Features

- › Building located in Park West Crossing
- › Direct access to I-635, Hwy 121, Hwy 114, and George Bush Turnpike
- › Direct access to DFW International Airport
- › Triple Freeport Tax exempt



For More Information Contact


STREAM

JEREMY KELLY
214-210-1360
jkelly@streamrealty.com

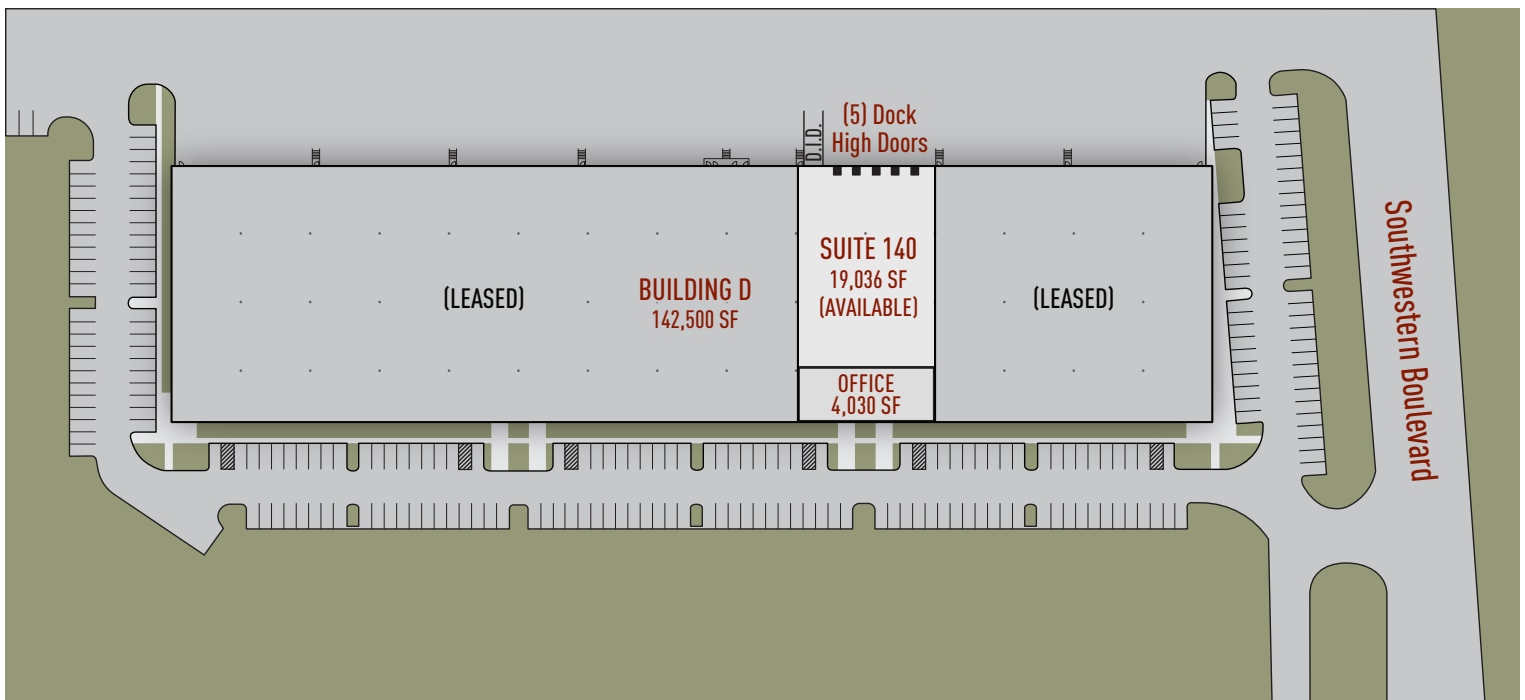
LENA PIERCE
214-560-2974
lena.pierce@streamrealty.com

Owner:
ML Realty Partners \ 8150 N Central Expy, Suite M-2140, Dallas, TX 75206 \ 214-389-1155
Information contained herein is subject to change and verification, and no liability for errors or omissions is assumed. © 2022 All Rights Reserved. ML Realty Partners

631 Southwestern Boulevard, Coppell, TX - SUITE 140



Master Plan Rendering



NORTH →



ML REALTY
PARTNERS

ML Realty Partners \ 8150 N Central Expy, Suite M-2140, Dallas, TX 75206 \ 214-389-1155

Information contained herein is subject to change and verification, and no liability for errors or omissions is assumed. © 2022 All Rights Reserved. ML Realty Partners