

2019-2025 Meridian Street, Arlington, TX



ML REALTY
PARTNERS

TWO 20' X 20' OVERSIZED LOADING DOORS



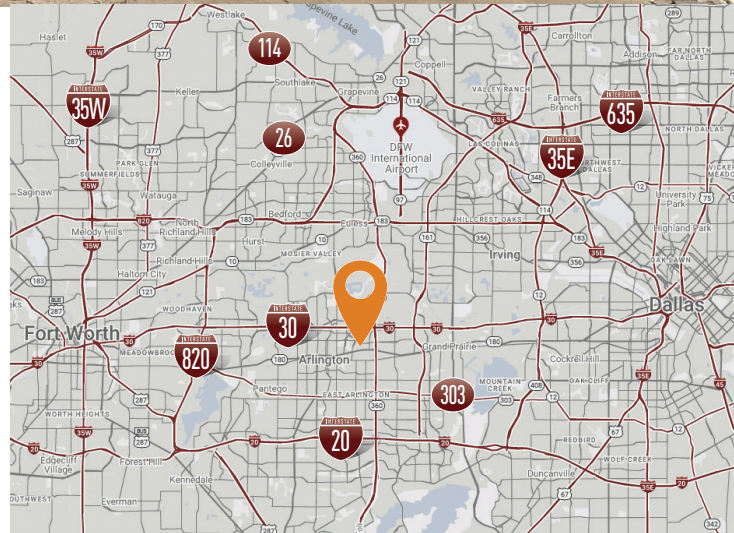
71,973 SF AVAILABLE
(DIVISIBLE)

Building Specifications

Building Size:	71,973 SF
Total Available:	33,239 SF - 71,973 SF
Office SF:	5,961 SF
Clear Height:	22' Clear
Loading:	12 Dock High Doors
Ramped Doors:	(1) 8' X 10' Drive-In Door (1) 12' X 16' Drive-In Door
Column Spacing:	52' X 38'
Power (Two Services):	200A @ 240V (Suite 2019) 800A @ 240V (Suite 2025)
Lighting:	LED
Sprinkler:	Wet

Building Features

- › Easy access to major thoroughfares
- › Immediate access to TX-360 and Interstate 30
- › Located ten miles from DFW International Airport



For More Information Contact

LEE & ASSOCIATES
COMMERCIAL REAL ESTATE SERVICES

MARK GRAYBILL

972-934-4007

mgraybill@lee-associates.com

REED PARKER

972-934-4020

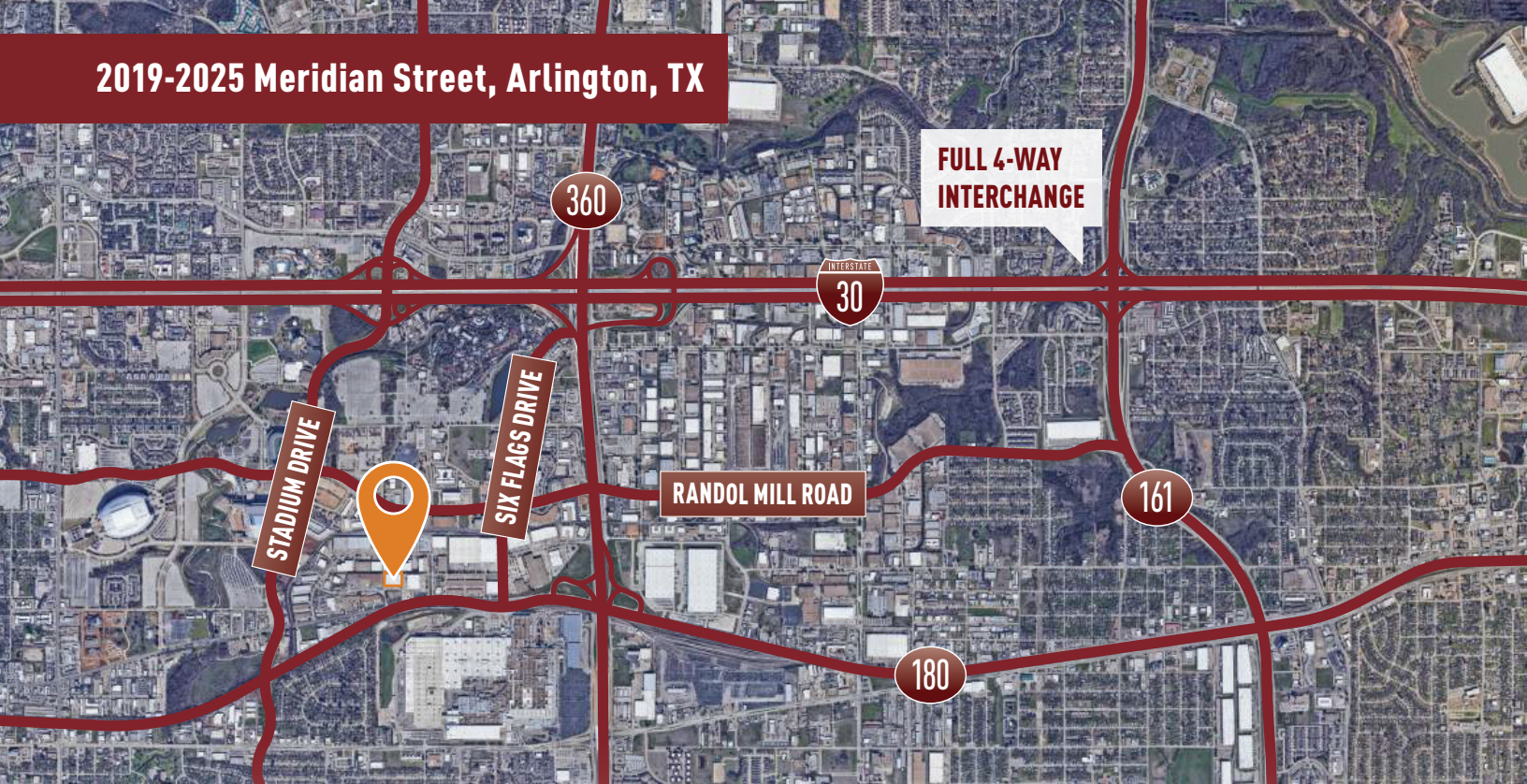
rparker@lee-associates.com

Owner:

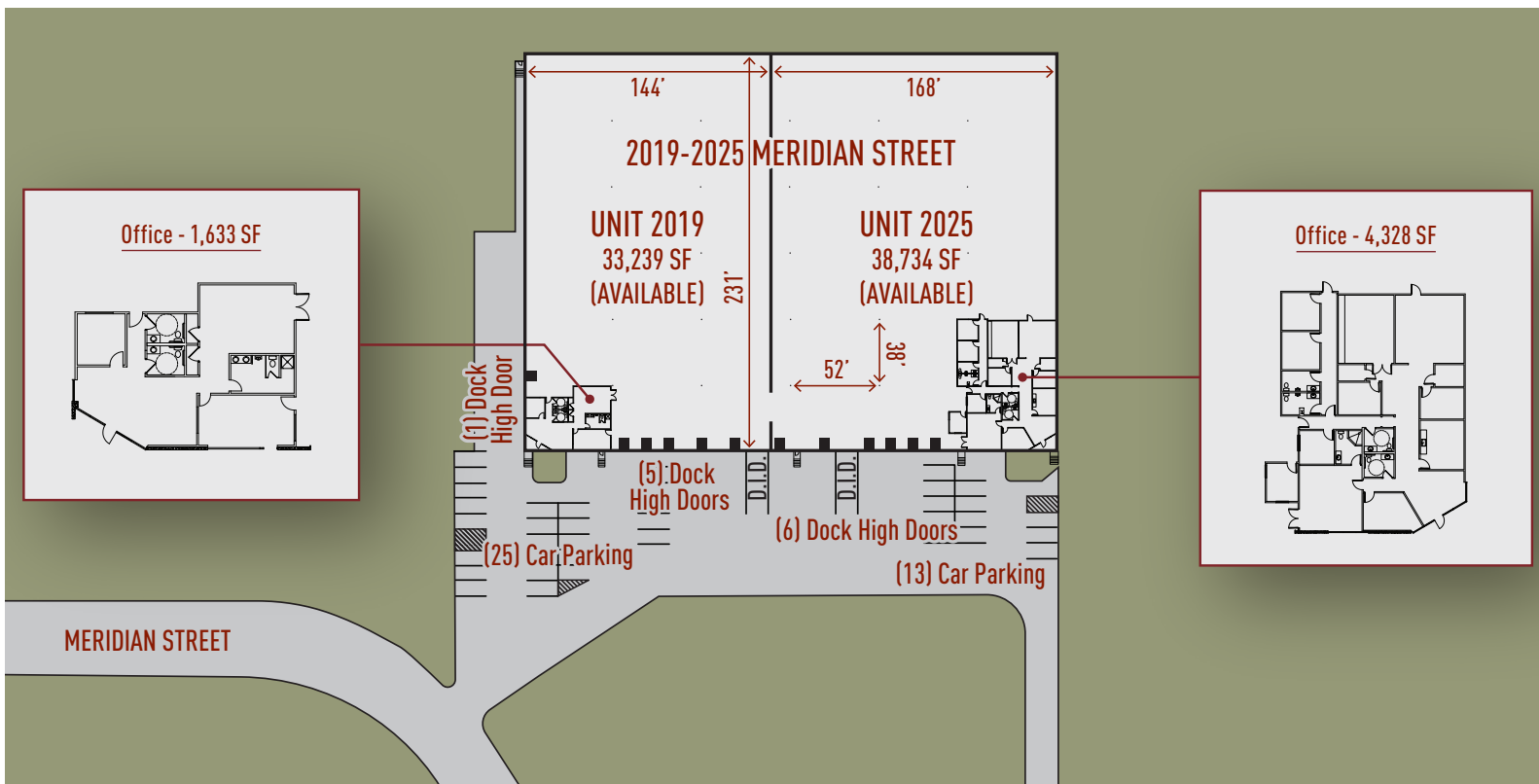
ML Realty Partners \ 8150 N Central Expy, Suite M-2140, Dallas, TX 75206 \ 214-389-1155

Information contained herein is subject to change and verification, and no liability for errors or omissions is assumed. © 2023 All Rights Reserved. ML Realty Partners

2019-2025 Meridian Street, Arlington, TX



Master Plan Rendering



NORTH ↑



ML Realty Partners \ 8150 N Central Expy, Suite M-2140, Dallas, TX 75206 \ 214-389-1155

Information contained herein is subject to change and verification, and no liability for errors or omissions is assumed. © 2023 All Rights Reserved. ML Realty Partners