

5 Earl Court, Woodridge, IL - SUITE 130



ML REALTY  
PARTNERS



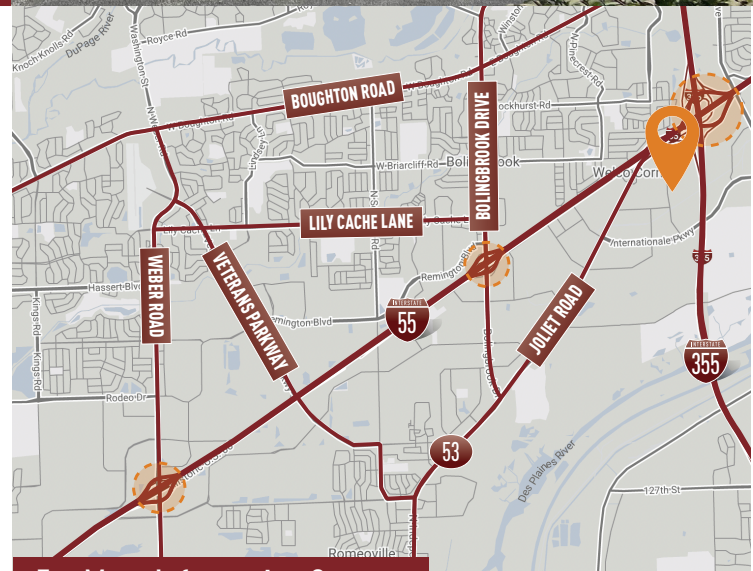
11,148 SF AVAILABLE

## Building Specifications

|                   |                                  |
|-------------------|----------------------------------|
| Building Size:    | 81,305 SF                        |
| Available:        | 11,148 SF                        |
| Office:           | 1,406 SF                         |
| Clear Height:     | 22' Clear                        |
| Loading:          | 3 Covered Docks (Shared)         |
| Drive In Doors:   | 1 Ramp (Shared)                  |
| Auto Parking:     | 14 Car Parking Spaces            |
| Column Spacing:   | 40' X 50'                        |
| Sprinkler System: | ESFR                             |
| Power:            | 200 Amps, 277/480 Volts, 3-Phase |

## Building Features

- › Class-A facility located in I-55 corridor
- › 2 miles to I-55 and I-355 via a 4-way interchange
- › Will County taxes



For More Information Contact



**TERRY GRAPENTHIN**

773-355-3042

tgrape@lee-associates.com

**JEFF GALANTE**

773-355-3007

jgalante@lee-associates.com

**RYAN EARLEY**

773-355-3020

rearley@lee-associates.com

**CAROLINE DELL**

773-355-3035

cdell@lee-associates.com

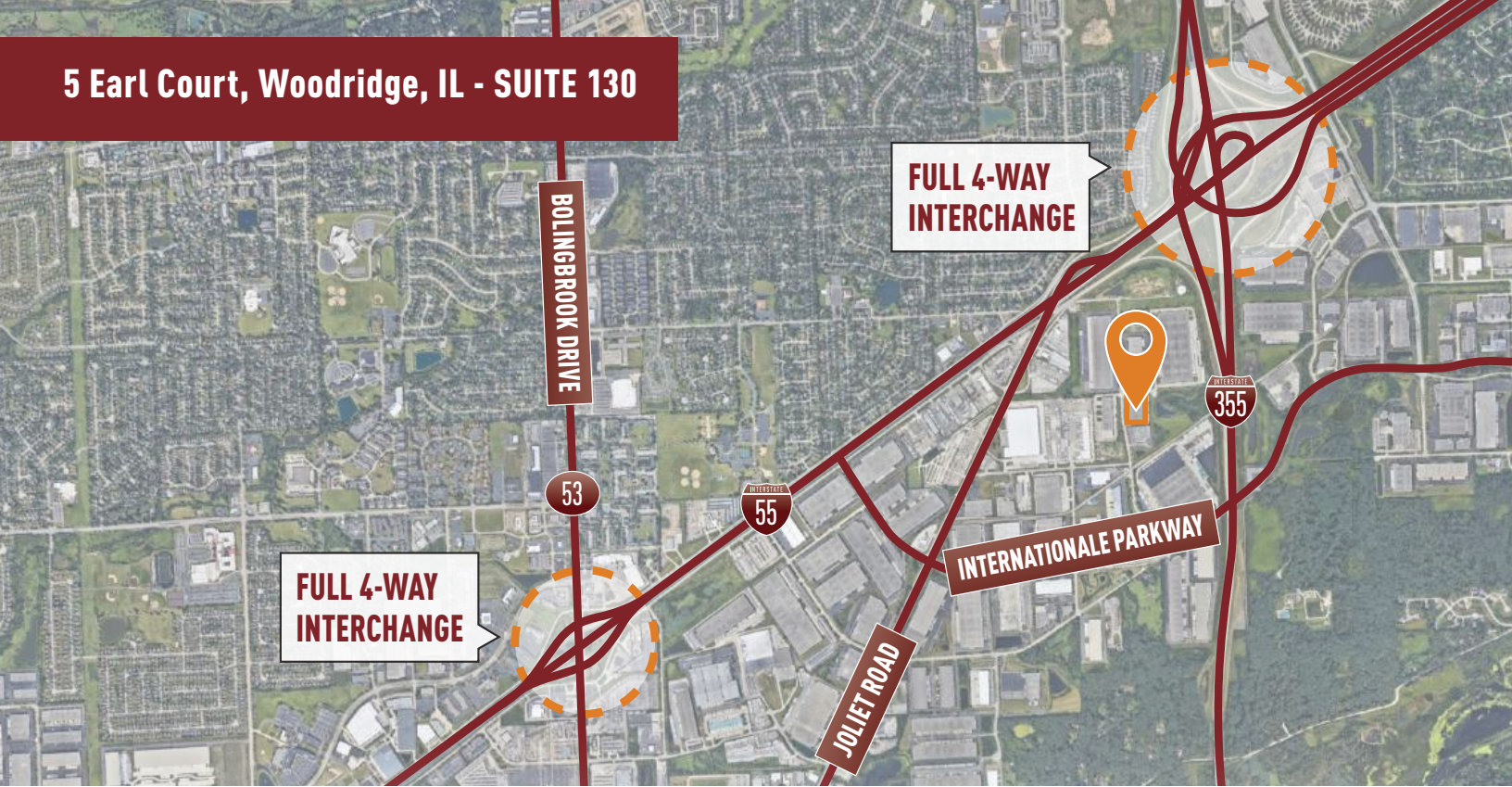
Owner:

ML Realty Partners \ \ One Pierce Place, Suite 450, Itasca, Illinois 60143 \ \ 630-250-2900

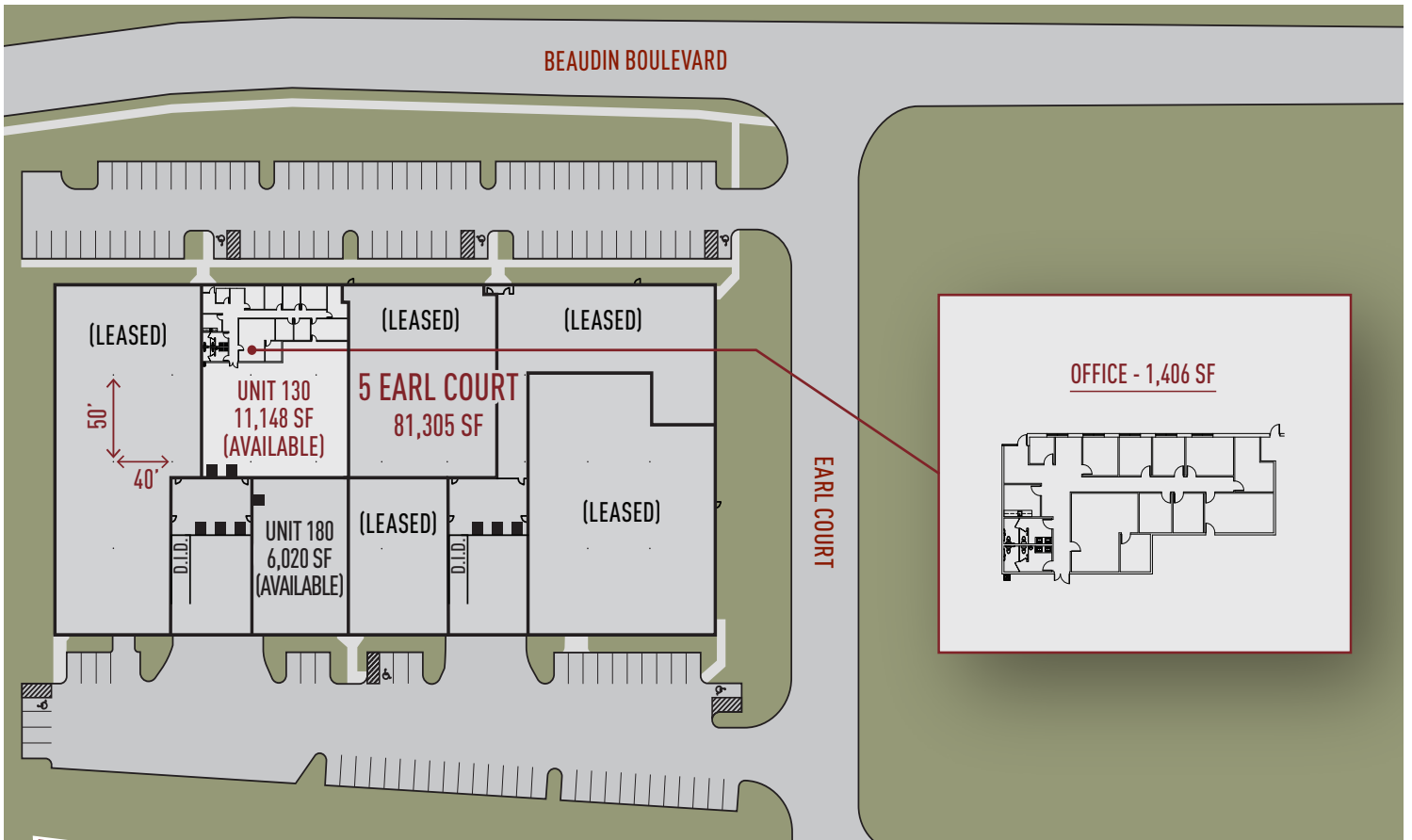
Information contained herein is subject to change and verification, and no liability for errors or omissions is assumed. © 2024 All Rights Reserved. ML Realty Partners



# 5 Earl Court, Woodridge, IL - SUITE 130



## Site Plan Rendering



**ML REALTY**  
PARTNERS

**NORTH** →

ML Realty Partners \ One Pierce Place, Suite 450, Itasca, Illinois 60143 \ 630-250-2900

Information contained herein is subject to change and verification, and no liability for errors or omissions is assumed. © 2024 All Rights Reserved. ML Realty Partners