

5 Earl Court, Woodridge, IL - SUITE 180



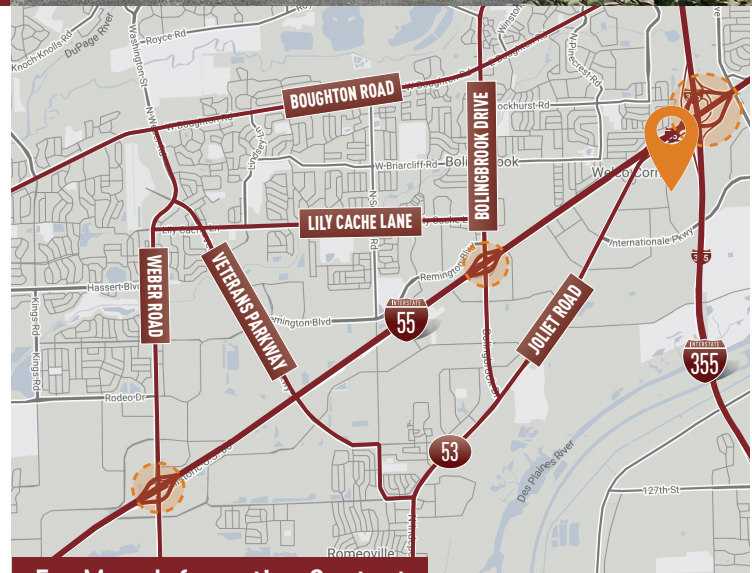
ML REALTY
PARTNERS



6,020 SF AVAILABLE

Building Specifications

Building Size:	81,305 SF
Available:	6,020 SF
Office:	1,560 SF
Clear Height:	22' Clear
Loading:	3 Covered Docks (Shared)
Drive In Doors:	1 Ramp (Shared)
Column Spacing:	40' X 50'
Sprinkler System:	ESFR
Power:	200 Amps, 277/480 Volts, 3-Phase



For More Information Contact



TERRY GRAPENTHIN

773-355-3042

tgrape@lee-associates.com

JEFF GALANTE

773-355-3007

jgalante@lee-associates.com

RYAN EARLEY

773-355-3020

rearley@lee-associates.com

CAROLINE DELL

773-355-3035

cdell@lee-associates.com

Building Features

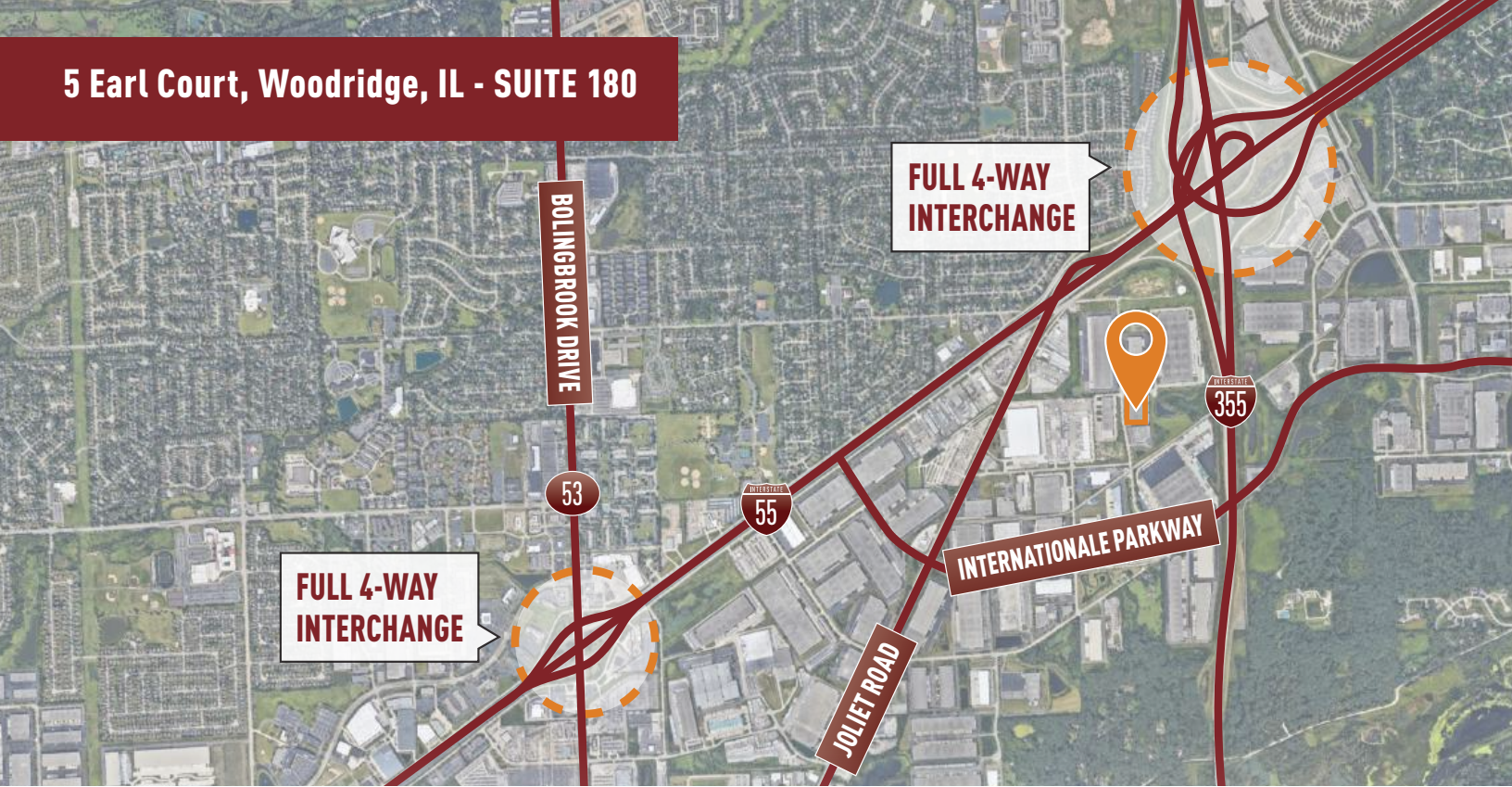
- › Class-A facility located in I-55 corridor
- › 2 miles to I-55 and I-355 via a 4-way interchange
- › Will County taxes

Owner:

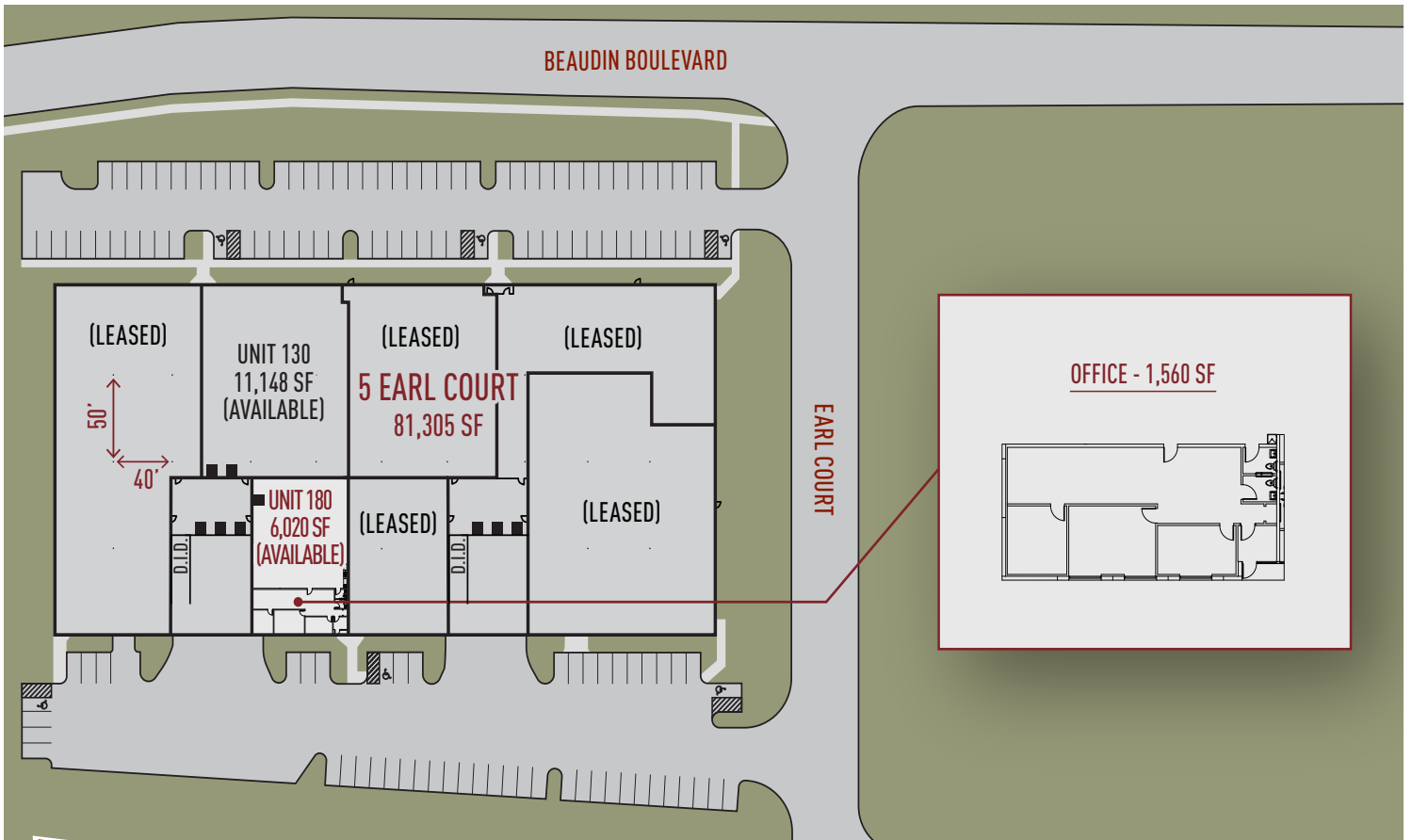
ML Realty Partners \ \ One Pierce Place, Suite 450, Itasca, Illinois 60143 \ \ 630-250-2900

Information contained herein is subject to change and verification, and no liability for errors or omissions is assumed. © 2024 All Rights Reserved. ML Realty Partners

5 Earl Court, Woodridge, IL - SUITE 180



Site Plan Rendering



ML REALTY
PARTNERS

NORTH →

ML Realty Partners \ One Pierce Place, Suite 450, Itasca, Illinois 60143 \ 630-250-2900

Information contained herein is subject to change and verification, and no liability for errors or omissions is assumed. © 2024 All Rights Reserved. ML Realty Partners