

1111 Regal Row, Dallas, TX



ML REALTY
PARTNERS



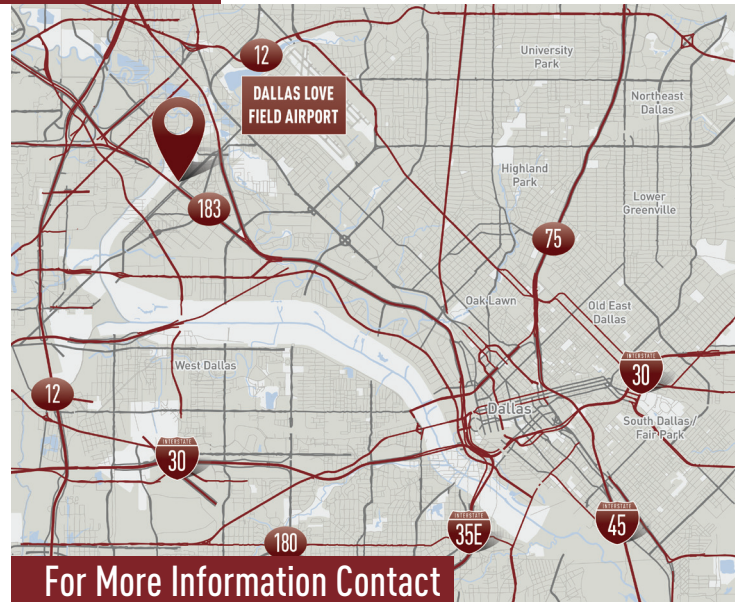
60,010 SF AVAILABLE

Building Specifications

Building Size:	60,010 SF
Available:	60,010 SF
Office:	6,737 SF
Clear Height:	17' Clear
Loading:	5 Dock High Doors With Levelers
Drive in Doors :	1 Ramped (12' x 14')
	3 Grade Level (12' x 14')
Electric:	600 Amps, 240 Volts, 3-Phase
Column Spacing:	21' x 35'
Sprinkler System:	Wet

Building Features

- › ± 12,000 SF of air-conditioned warehouse
- › Secured perimeter fence
- › Frontage on Highway 183 and Regal Row
- › Highway visibility (±156,000 VPD)
- › Single tenant, free-standing facility
- › Pin weld insulation in warehouse
- › LED warehouse lighting



For More Information Contact

CBRE

DAVID EASTERLING

214-537-5184

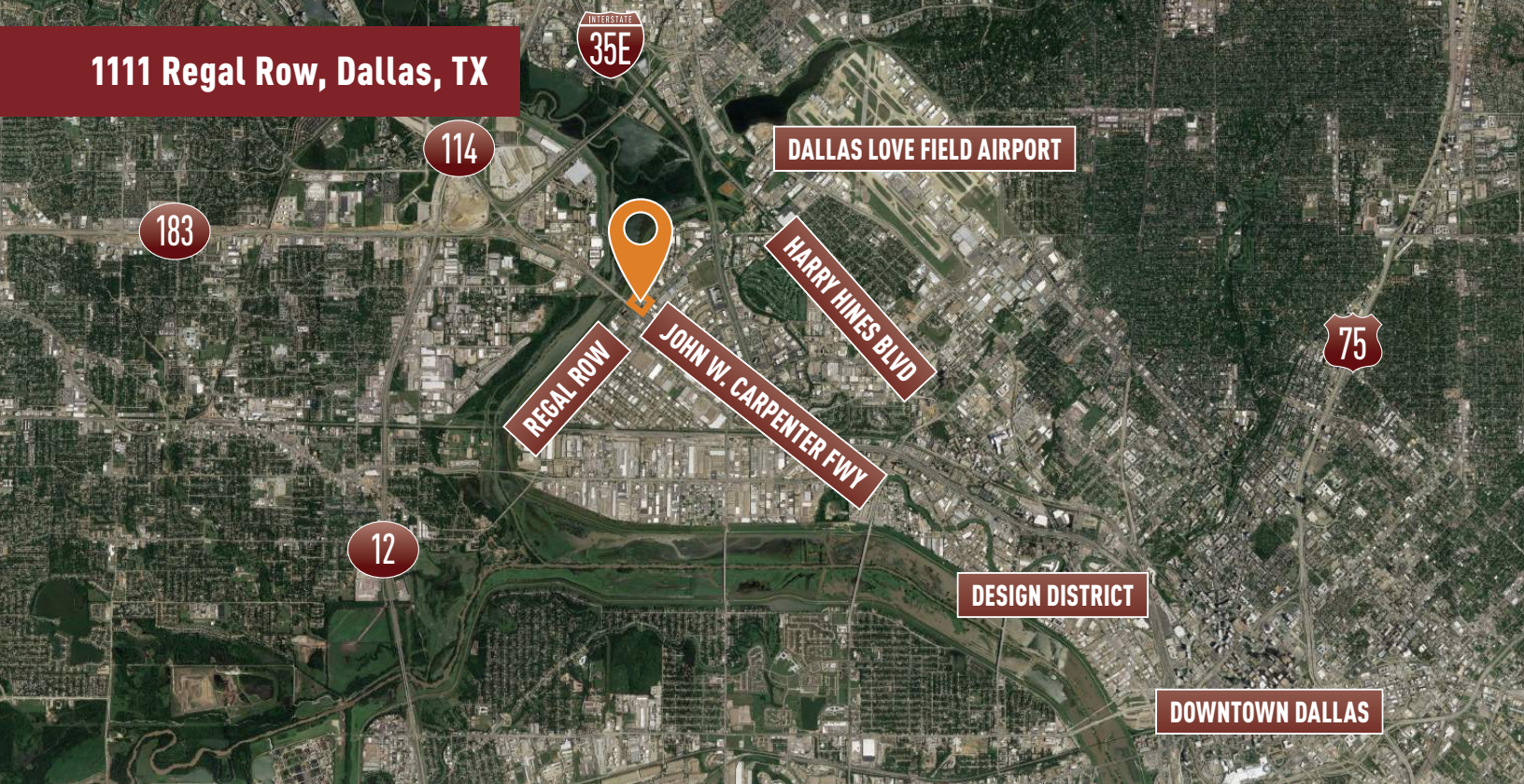
david.easterling@cbre.com

Owner:

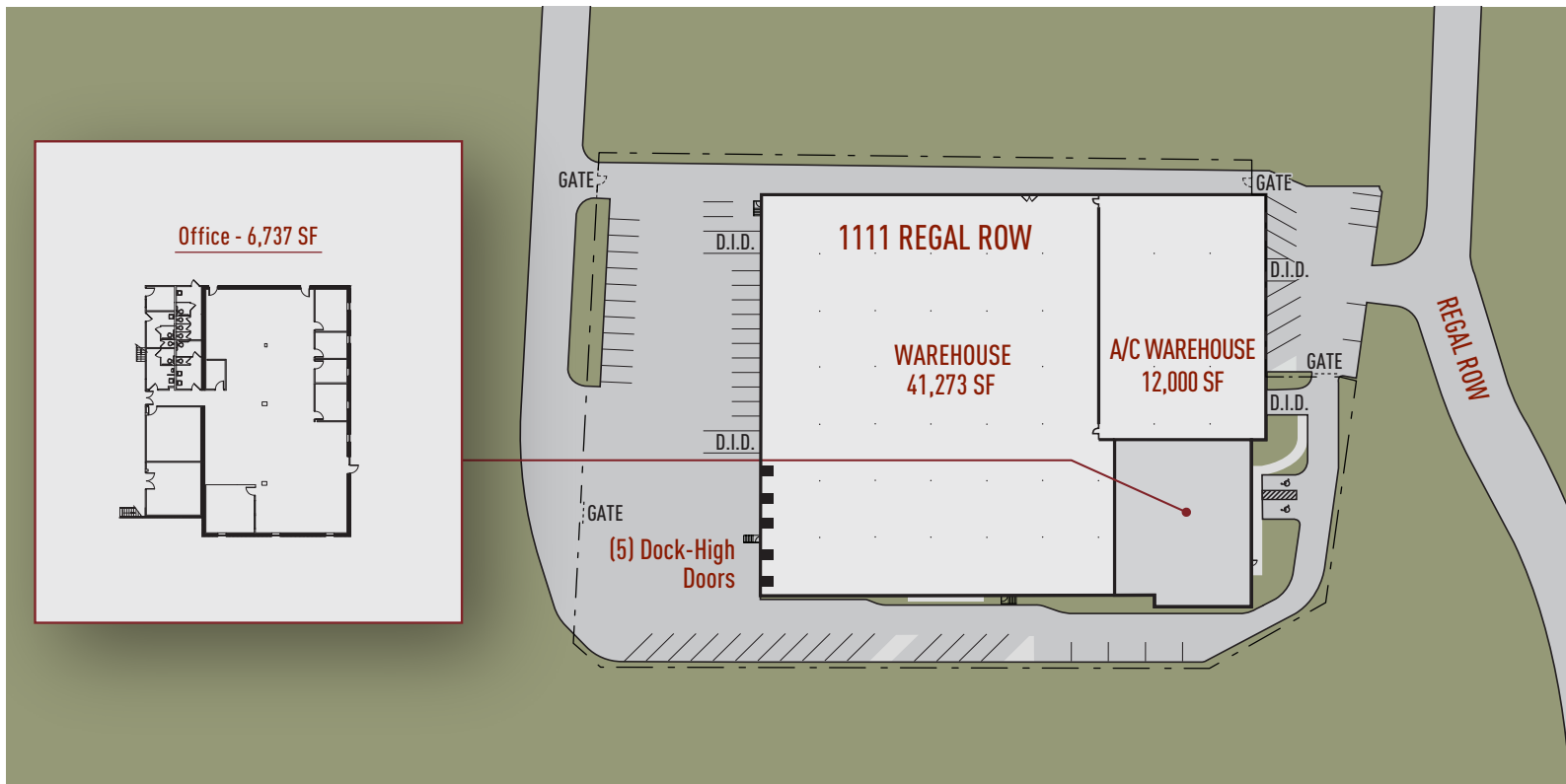
ML Realty Partners \ 5495 Belt Line Rd, Suite 330, Dallas, TX 75254 \ 214-389-1155

Information contained herein is subject to change and verification, and no liability for errors or omissions is assumed. © 2026 All Rights Reserved. ML Realty Partners

1111 Regal Row, Dallas, TX



Master Plan Rendering



↖ NORTH

