


415 East State Parkway, Schaumburg, IL



ML REALTY
PARTNERS



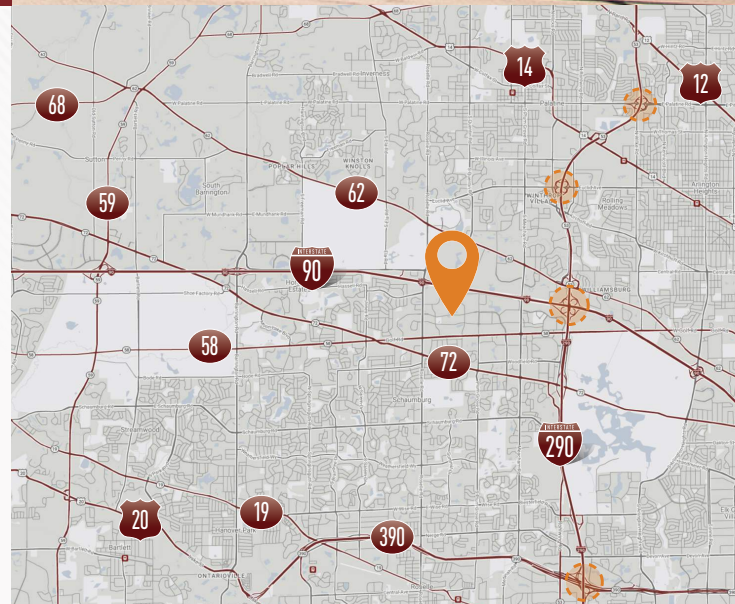
76,282 SF AVAILABLE

Building Specifications

| | |
|-----------------|--|
| Building Size: | 76,282 SF |
| Available: | 76,282 SF |
| Office: | 7,338 SF |
| Clear Height: | 24' Clear |
| Loading: | 6 Docks |
| Drive In Doors: | 1 (10' X 8') |
| Column Spacing: | 50' X 25' |
| Power: | 1,600 Amps, 277/480 Volts, 3-Phase 400 Amps, 277/480 Volts, 3-Phase |
| Car Parking: | 92 |
| Sprinkler: | ESFR |

Building Features

- › Four cranes
 - Two 10-ton cranes
 - Two 5-ton cranes
 - 19' underhook
- › Free standing in Northwest Suburbs
- › Locker room
- › Woodfield Business Park with access to I-90
- › Close proximity to shopping and dining



For More Information Contact

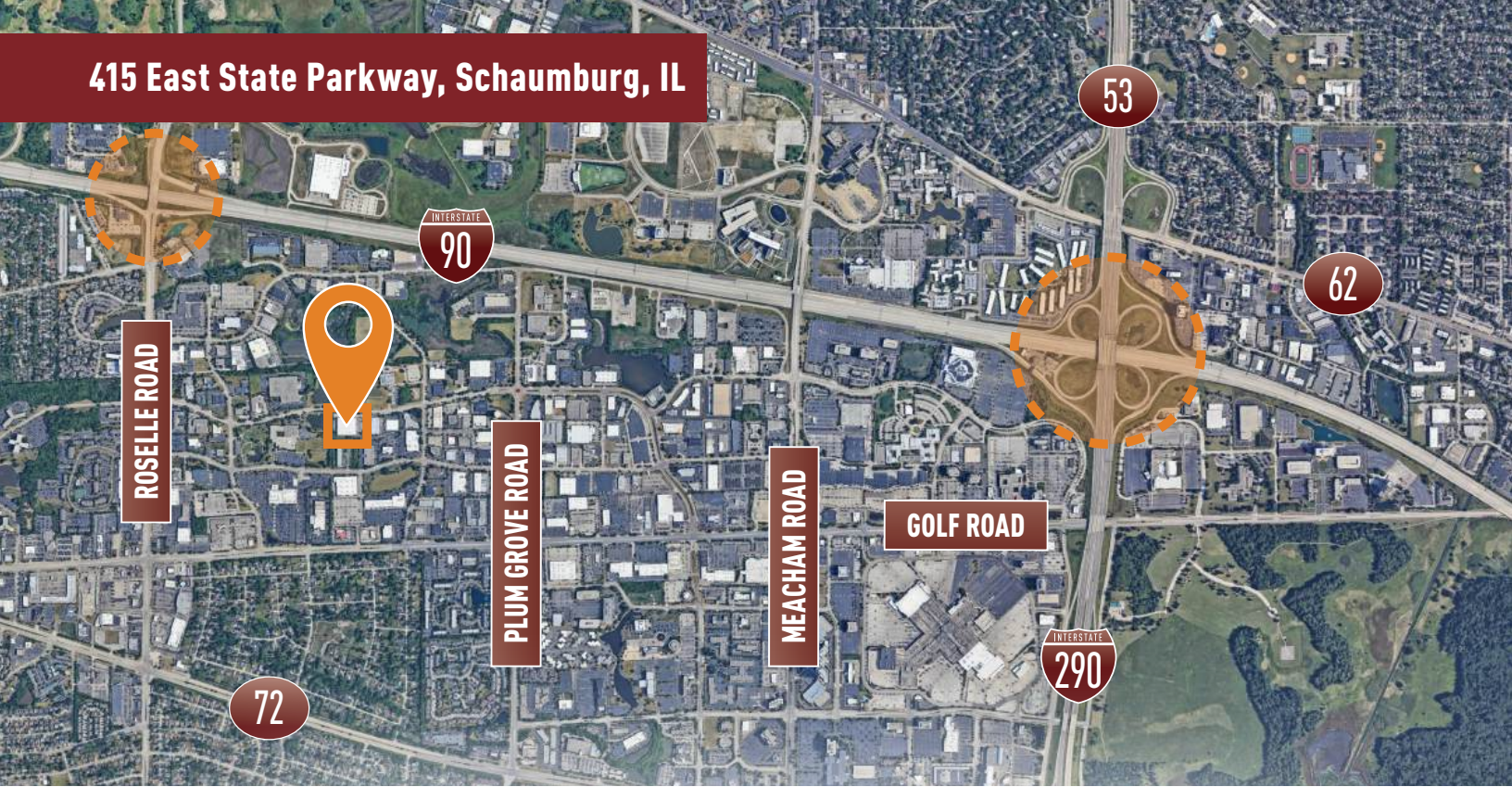


RONALD BEHM, SIOR
847-712-6010
ron.behm@colliers.com

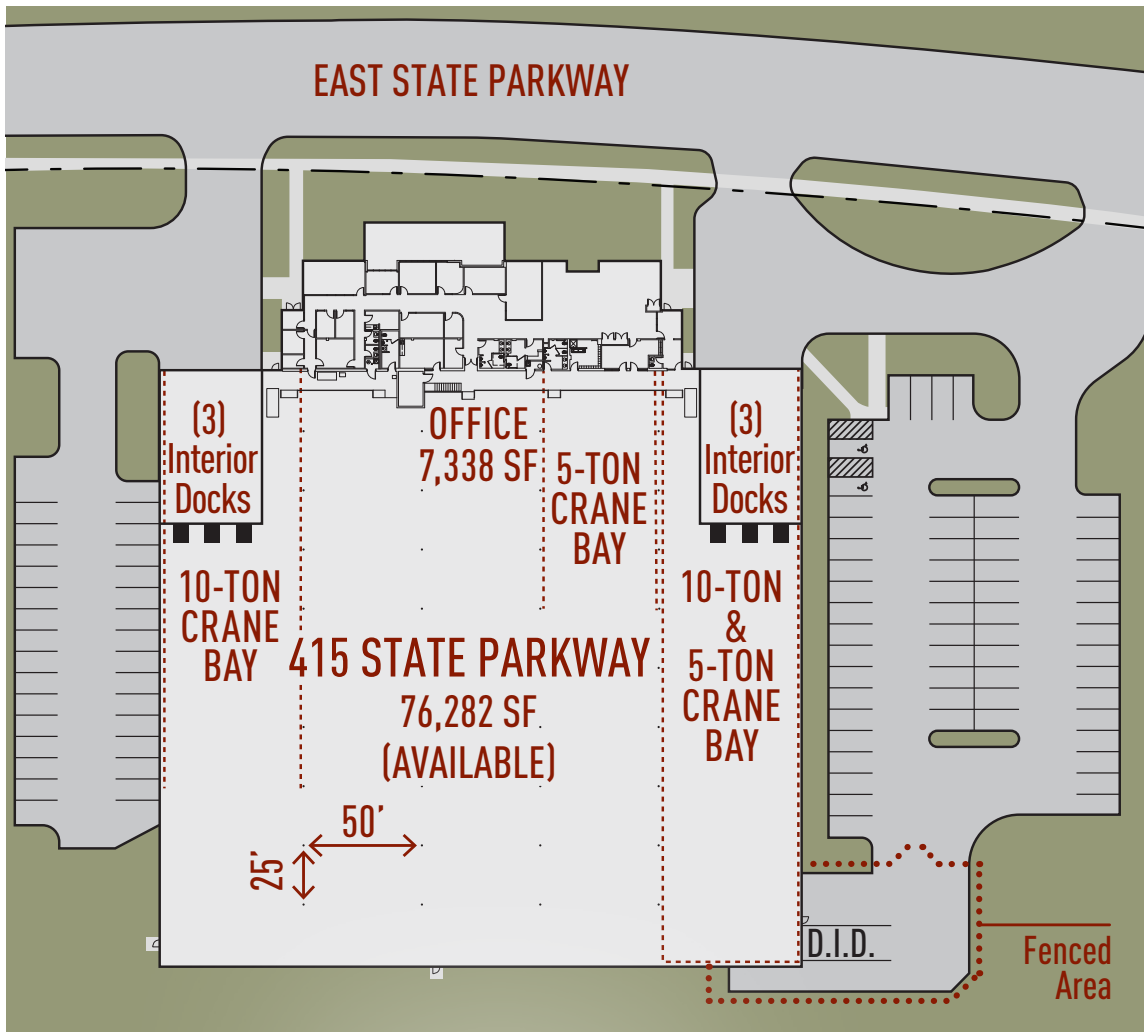
JONATHAN KOHN
773-627-7847
jonathan.kohn@colliers.com

Owner:
ML Realty Partners \\\ One Pierce Place, Suite 450, Itasca, Illinois 60143 \\\ 630-250-2900
Information contained herein is subject to change and verification, and no liability for errors or omissions is assumed. © 2024 All Rights Reserved. ML Realty Partners

415 East State Parkway, Schaumburg, IL



Plan



Owner:

ML Realty Partners \ One Pierce Place, Suite 450, Itasca, Illinois 60143 \ 630-250-2900

Information contained herein is subject to change and verification, and no liability for errors or omissions is assumed. © 2024 All Rights Reserved. ML Realty Partners